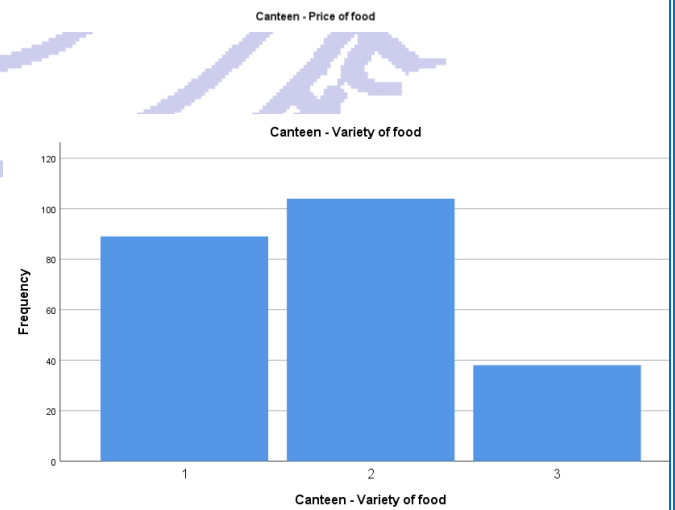
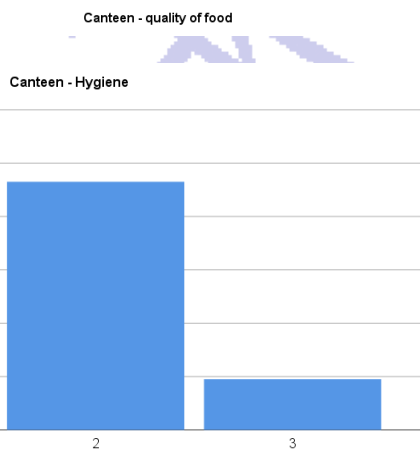
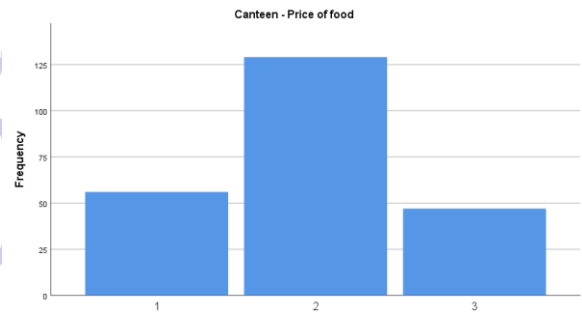
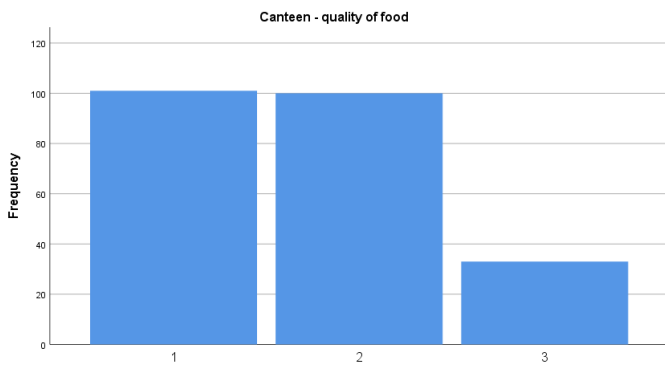


## Student Satisfactory Survey

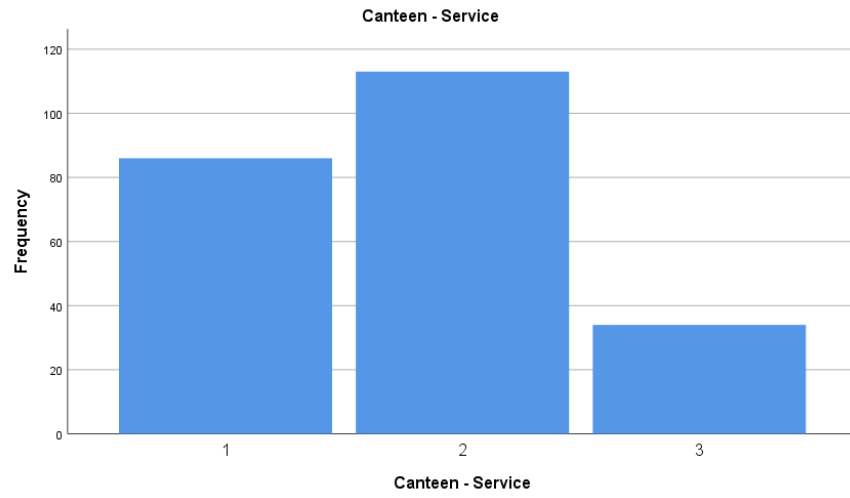
For academic year 2018-19 the survey was conducted for following areas:

### Canteen

Students were asked to rate various aspects of their experience with the Canteen on a three – point scale; with 1 being the lowest score and 3 being the highest score for each aspect. It can be seen that a majority of students gave a low score of 1 for Quality of food and Hygiene; and a moderate score of 2 for Price of food, Variety of food, and Service. The Mean scores suggest that the overall opinion of the students is that their experience with the canteen is low – to – moderate; with them appreciating the price of the food the most, and the hygiene maintained the least.

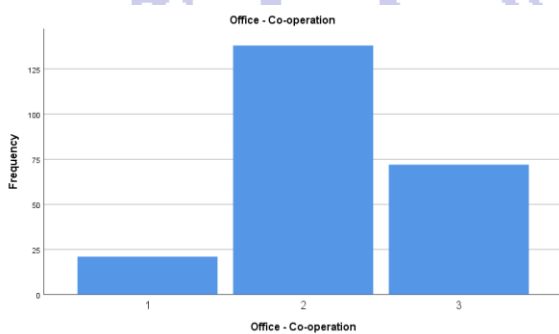


Canteen - Hygiene



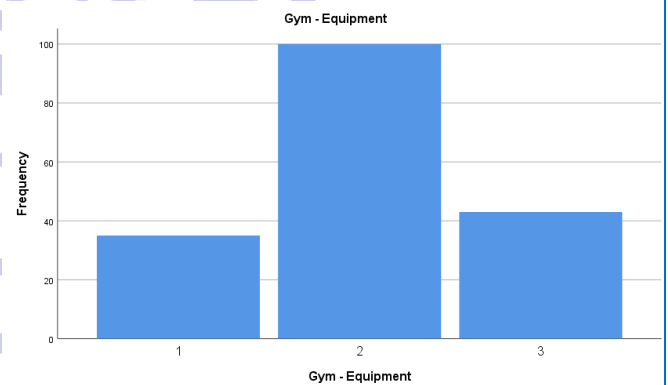
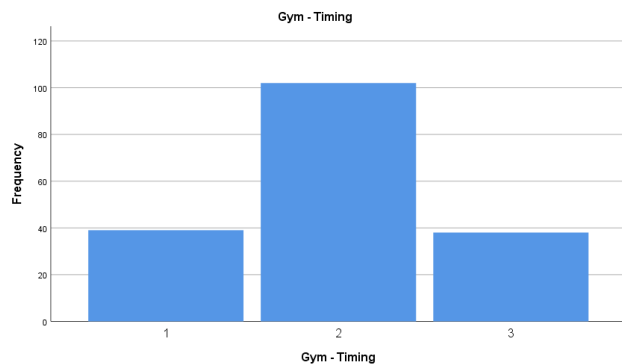
## Office

Students were asked to rate the co-operation, Information provided, and the Timelines adhered to by the Office. The scores suggest a favourable attitude towards the functioning of the Office – all the aspects received Mean scores between 2 and 3. An overwhelming majority of the students reported moderate scores for 2 for all three aspects. For Co-operation and Information provided, the next most popular score was the high score of 3; while opinion was divided for the timelines followed.



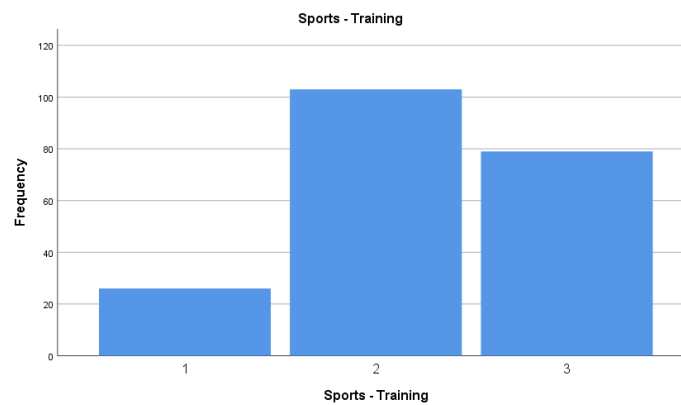
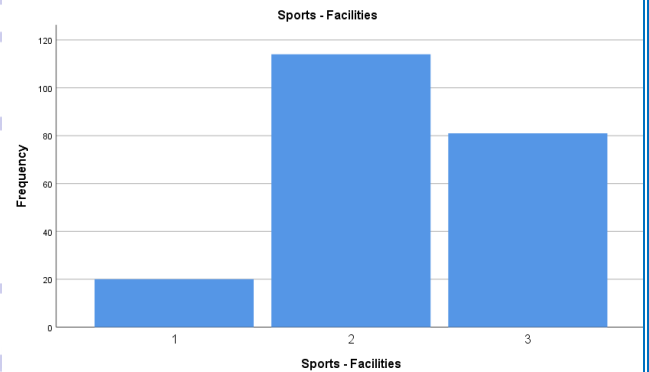
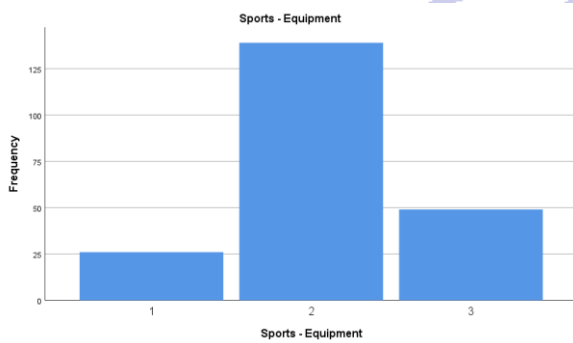
## Gym

The infrastructure in the Gym was judged more or less favourably. All domains received moderately good scores from the students. A majority of the students gave a 'moderately good' score of 2 for the Gym's Timings, Equipment, and Training facility. The average scores also suggest that the overall attitude of the students was moderately good for all domains.



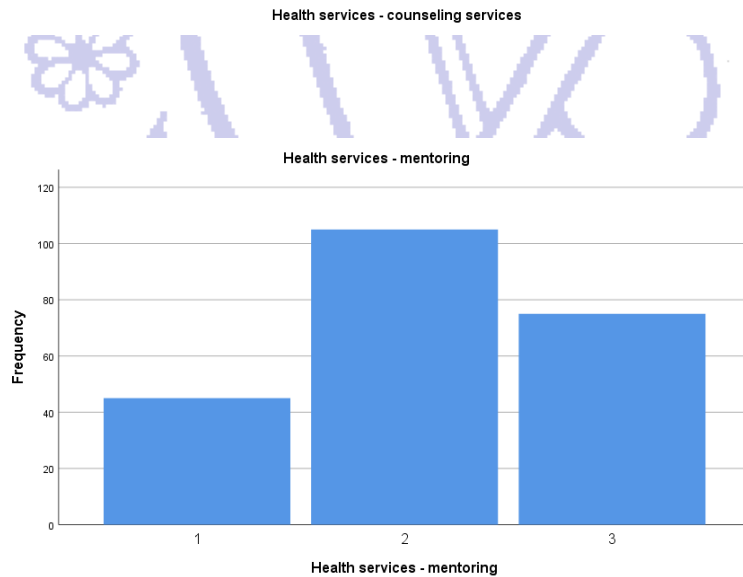
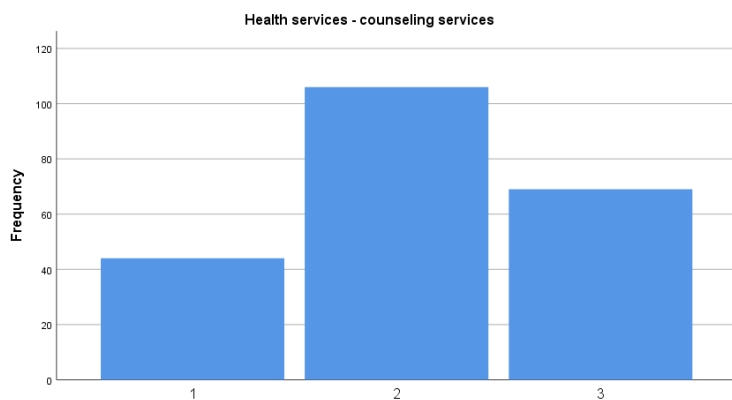
## Sports

Evaluation for the sports section was particularly favourable. Most students scored all aspects of the sports infrastructure – i.e. - Facilities, Equipment, and Training – as Moderately good (Score of 2), followed by a score of Very Good (Score of 3). The average scores suggest that the overall experience of the students with the Sports infrastructure was mostly favourable.



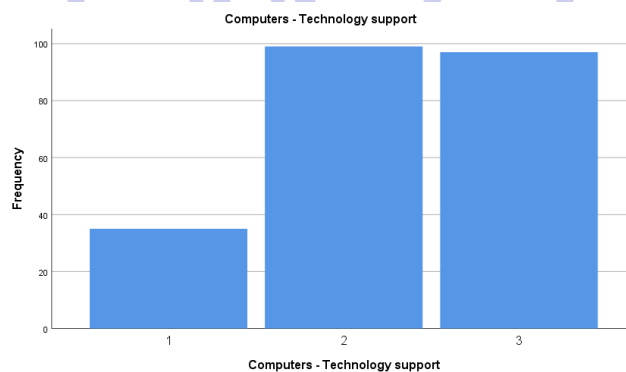
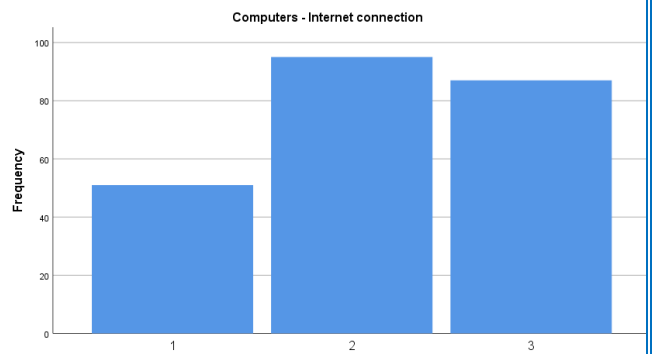
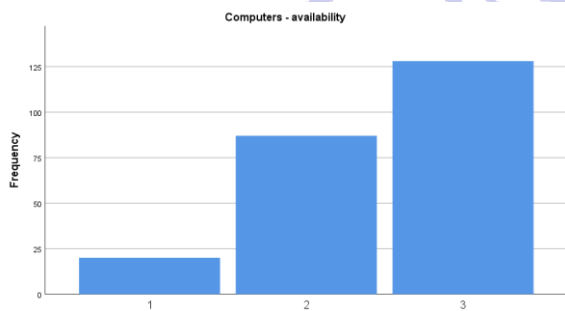
## Health Services

Students had a positive evaluation of the health services – including the Availability of Doctor, Counseling services, and Mentoring. A majority of the students gave these domains a Moderately Good score of 2 or a Very good score of 3. The average scores obtained also suggest that the overall attitude of the students towards the Health Services was Slightly better than Moderately Good for each of the domains.



## Computers

Students evaluated the all domains of the Computers' infrastructure positively. A majority of the students were very appreciative of the Availability of computers, scoring it a 3. Most students had a moderate to positive approach to the presence and usability of an Internet connection and of the Technology support available. Very few students have given low scores for any of the domains relating to Computers and the related infrastructure available. The average scores indicate the same trend of a moderate to strongly positive experience with the various aspects of the use of Computer technology.



## Backyard

When asked about the Backyard, the 235 students surveyed had a predominantly positive perspective. With respect to Cleanliness, a majority of the students reported high score of 3, and most others gave a moderately high score of 2. With respect to the ambience, a majority of the students were split between giving a score of 2 and a score of 3; with the number of moderate scorers being just slightly higher. The average scores ascertain that the overall attitude towards both domains of the Backyard was moderate to strongly positive.

